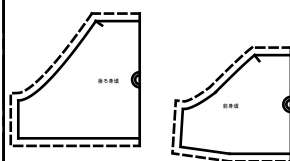




袖

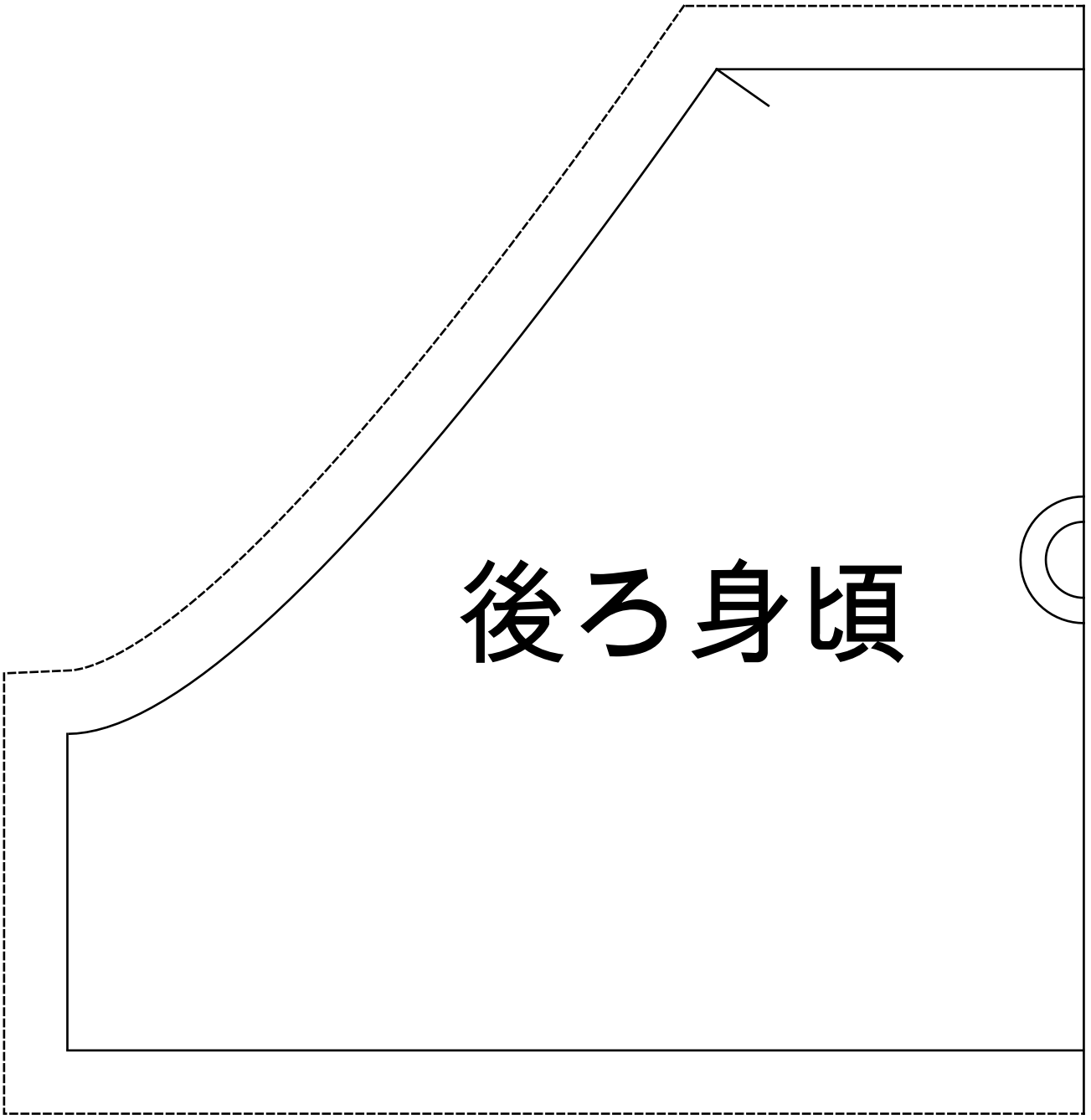


前後スカート

洋裁ブログ ハンドメイドレシピ
フリル袖ワンピース

↓↓ 作り方 ↓↓

handmaderecipe.net/post-2934/



後ろ身頃

The diagram shows the back bodice pattern. It features a dashed outer line for cutting and a solid inner line for the bodice. The neckline is a simple V-shape. The shoulder line is straight. The side seam is curved, dipping towards the waist. A small circle on the right side indicates the bust dart. A small arrow points to the top shoulder corner.



前身頃

The diagram shows the front bodice pattern. It features a dashed outer line for cutting and a solid inner line for the bodice. The neckline is a simple V-shape. The shoulder line is straight. The side seam is curved, dipping towards the waist. A small circle on the right side indicates the bust dart. A small arrow points to the top shoulder corner.